


Brantley3rd Grade Classroom News

www.mrbrantley.weebly.com



Third Grade: News / Curriculum

Date: 03-08-2013

Reading: Reading Discussion Groups Start

- This will mean each student will need to choose a reading book
- Students will share and discuss in groups

Spelling Unit: Review – NO NEW LIST

Vocabulary Lesson #: Review – NO NEW LIST

Math:

Topic 7: Division

Science / Social Studies:

- Time Life for Kids & Science Weekly
- Minetest structure projects
- Robot programming – LEGO NXT robotics

Upcoming Events:

- March 4th – 8th ISTEP WINDOW
- March 11th-15: **Spring Break**
- March 18th-20th: IREAD-3

Dear Parents,

I sincerely hope that EVERYONE has a restful and rejuvenating Spring break. We have a complete week away from testing, quizzes and homework. I have assigned a project over the break...but it's intended as more fun and less work. Please see below for a recap of the instructions for the postcard project for spring break.

We return from Spring break pretty well as a running pace. We are obligated by the state to complete the iRead-3 assessment the first three days back. We have discussed the assessment in class and completed the practice/orientation quiz (not graded). The test will seem quite similar to many of the ThinkCentral assessments the students complete each week. The assessment window is only open March 18th-20th. This means that ANYONE running late returning to Indiana from break really needs to contact me ASAP and I can try to utilize the makeup times Monday – Wednesday.

I look forward to the return following spring break. The recharge will be great and I know that we have several great projects and new events that will make this final grading period pass quickly and full of excitement. It's always amazing how the time flies after spring break. We have so many spring events such as the visit to Happy Hollow, choir demonstration from 4th-6th grade students, strings demonstration, and more. It's a busy time of year and with some luck the weather will cooperate and start acting more like spring.

Have a good break. Enjoy time with family and friends. Come back ready to shine on the iRead and knock out another state mandated test... It'll be a great spring, a time for some fun work and some good play!!

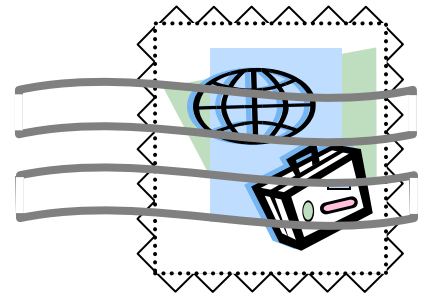
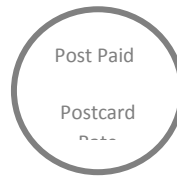
Have a great Spring Break!!!

<http://www.wl.k12.in.us/cumberland/classrooms/brantleyd/>

brantleyd@wl.k12.in.us

Mr. Brantley

(765) 464-3212



Dear Parents,

I am sending this email/letter about an upcoming project a bit early, before I start losing students for Spring Break.

Each year (for the past 15 or so years...) I have encouraged students to collect at least one post card and/or one map from their spring break. This can be maps from parks, state maps from rest stop welcome centers, etc. I also encourage the students to bring in a postcard from someplace they visited over their break. Post cards may not be as popular as they once were, but many places still have them. Of course...photos count...so take a photo and help your child print it to turn into a make shift postcard.

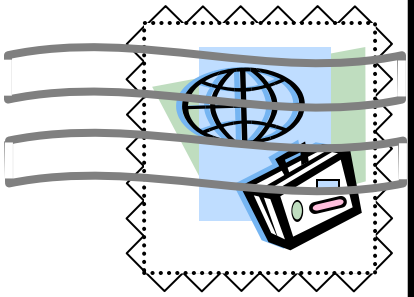
This project will be developed into a writing project once we all return, so please try to help. One of the best parts of this project is that **it can include everyone**...even if you don't travel far at all this break. A map could be a printed map from Google Maps of a walking trail that you and your child explored, or a map of a museum. Postcards might come from a favorite restaurant or local attraction (Purdue, parks, neighborhood, etc.)

I hope that EVERYONE will try to come back with at least one postcard (purchased or homemade), and a map would be great, to share and be a part of this project. This will be shared in the hallway, and connected to a US map. If anyone is traveling outside the US, accommodations (cartographic adjustments) will be made.

I do hope that everyone has a safe and happy spring break. Hopefully we return to Spring in Indiana, and that (plus the rest) helps to rejuvenate us all!!

Mr. Brantley

Post Card



A vertical line on the left side of the address area, followed by three horizontal lines for the recipient's address.