

Hero Signet Ring Assignment 2

The theme for this assignment is to be a combination of signet rings, superheroes and supervillains.

I assume that the students will have at least a passing familiarity with the subject or heros and villains due to its recent rise in popular media. We have yet to perfect the sequence of our lesson but we plan to incorporate the following concepts:

- Students will research visual aspects/symbolism of signet rings, superheros and/or supervillains
- Participate in an exercise in creating their own storyline (use storyboard)
- Demonstrate an understanding of standard character design elements by creating a hero/villain character
- Demonstrating an ability to convey elements of their character's backstory/origin through writing a story about their hero/villain and sharing the origin and at least one story example of their hero/villain at work.
- The assignment will culminate in the student designing their own super-person and a corresponding signet ring for that hero/villain.

What makes a superhero/supervillain: (complete online)

Superhero:

Supervillain:

--	--

What are some examples of great heroes/villains? (list alright)

Hero:

Villain:

--	--

Choose a superhero. Tell about their story. How did they become super? Why are they good?




--

Choose a supervillain. Tell about their story. How did they become super? Why are they bad?

--

Storyboard Template (print and write in pencil)




Name: _____ Hero/Villain Name: _____



Sequence: ____

Sequence: ____

Sequence: ____



Sequence: ____

Sequence: ____

Sequence: ____

Name: _____ (complete online)

Character Name:

Character Origin story:

Symbol:

Hero or Villain:

Setting (where do they protect/attack):