

Signet Ring Assignment

Webquest Brainstorm:

The theme for this assignment is to be a combination of signet rings, superheroes and supervillains; I assume that the students will have at least a passing familiarity with the subject or heroes and villains due to its recent rise in popular media.

We have yet to perfect the sequence of our lesson but we plan to incorporate the following concepts:

- Students will research visual aspects/symbolism of signet rings, superheroes and/or supervillains
- Participate in an exercise in creating their own storyline (use storyboard)
- Research and demonstrate an understanding of standard character design elements
- Demonstrating an ability to visually convey elements of their character's backstory
- The webquest will culminate in the student designing their own super-person and a corresponding signet ring for that hero/villain.

What makes a superhero/supervillain: (complete online in Google Classroom)

Superhero:

Supervillain:

--	--

What are some examples of great heroes/villains? (list alright)

Hero:

Villain:

--	--

Choose a superhero. Tell about their story. How did they become super? Why are they good?

--

Choose a supervillain. Tell about their story. How did they become super? Why are they bad?

--

Storyboard Template (print and write in pencil)

Name: _____ Hero/Villain Name: _____




Sequence: ____




Sequence: ____




Sequence: ____



Sequence: ____



Sequence: ____



Sequence: ____

Name: _____ (complete online in Google Classroom)

Character Name:

Character Origin story:

Symbol:

Hero or Villain:

Setting (where do they protect/attack):

Picture of symbol/ring created:

