

Brantley Classroom News

Cumberland Elementary
<http://www.wl.k12.in.us/cumberland/>



Third Grade News / Curriculum

12/03 to 12/07 Newsletter

Reading: Reader, Scholastic News, National Geographic
Focus Skills: DLR: Sentence structure, spelling, syllabication, adjectives, base words, abbreviations, combining sentences context clues and correcting sentences.
Spelling Unit: Unit #16
Wordly Wise: Lesson 7

Math: Chp#5 / Topic #7 - Understand Division / Meanings

- **Mon.** Chp.5 / Topic 7 - Book and Worksheets
- **Tues.** Chp.5 / Topic 7 - Book and Worksheets
- **Wed.** Chp.5 / Topic 7 - Book and Worksheets
- **Thurs.** Chp.5 / Topic 7 - Book and Worksheets
- **Fri.** Chp.5 / Topic 7 - Book and Worksheets

Science / Social Studies:

- **Google Classroom: Assignments!!**
 - Readworks
 - Edpuzzle

Social Studies/History:

- Daily Geography

Upcoming Events:

NOVEMBER 2018

- WLIS Family Game Night 3rd Grade Only

DECEMBER 2018

- 21st - End of first Semester!!

JANUARY 2019

- 7th - 2nd Semester Begins

<http://mrbrantley.weebly.com/news-blog>

Hello Parents,

We are now starting December....DECEMBER!!! I cannot believe we are nearing the end of the semester. So much to get done...and time is running away!

Wrapping up projects, starting new ones. It's about to be a busy productive three weeks. Completing the work, paperwork and rubrics for the MinecraftEDU homes, some fun craft projects, a little philanthropy work and 3D printing / Laser work.

Next week we say our goodbyes to our Purdue students. Officially they are done this week, but they were both excited to come back next week for fun projects! We start the month with a few seasonal crafts and decorations. Then, we dive into a little science discovery.

I wrote an email note about the blanket project, but I want to add another here:

<https://mrbrantley.weebly.com/no-sew-blanket-project.html>

We are working on some donations to Lafayette transitional housing in the form of no sew blankets for the winter. These blankets aren't big, but offer just a little warmth for the cold winter ahead.

The goal is to have materials ready to go by next Monday (Dec. 3rd). That give everyone a chance to hit the sales this weekend and get material, if you haven't already.

We will likely have students work in pairs...so if you cannot send material...don't worry, your child will be able to help make at least one blanket.

Keep pushing the book projects!! <https://mrbrantley.weebly.com/book-projects.html>

Have a great weekend!!

Assignments page: <https://sites.google.com/wl.k12.in.us/assignmentsrm35/home>

BOOK PROJECTS:

5 projects due EACH grading period. That means 5 due by Dec. 20th. <http://mrbrantley.weebly.com/book-projects.html>

<http://mrbrantley.weebly.com/>

brantleyd@wl.k12.in.us

Mr. Brantley

(765) 464-3212

Spelling Unit# 16

Pretest Monday, Test Friday


1. knife
2. know
3. wrong
4. write
5. wrote
6. listen
7. Christmas
8. knee
9. knight
10. knock
11. wrap

12. wrestle
13. castle
14. whistle
15. wristwatch
16. knowledge
17. doorknob
18. hustle
19. almost
20. last
21. next

Wordly Wise Lesson #7 NEW Words

***These words will NOT be on spelling,
but will be used for meaning and sentence creation***

act, additional, advice, crumple, fan, memorize,
mystify, pause, transparent, vanish



Dear Parents,

We will be making no sew blankets for Lafayette Transitional Housing.

In order to create the blankets, we need your help. **I am asking each child to bring in two yards of fleece fabric.** *The blankets look especially nice if one yard of the fleece is a print, and the other is a corresponding solid color.* Fleece is readily available at Hobby Lobby, JoAnn Fabrics, Michaels and Wal-Mart. I will be looking for volunteers to help us create the blankets in a few weeks, so please let me know if you are interested.

Please send the fabric to school by Friday November 30th. Feel free to send it in sooner if you would like. I have space to store it.

I have done this project with my class for several years. Many of their families have difficulty providing even the basics for their children, so getting a warm baby blanket can be a tremendous help and a real blessing for them!

Thank you for your help with this special project!

Mr. Brantley


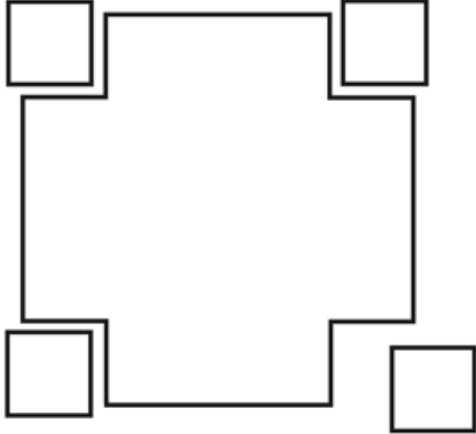
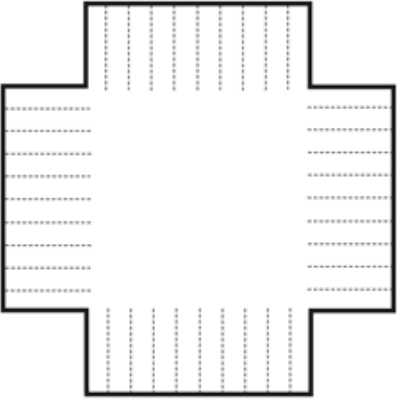
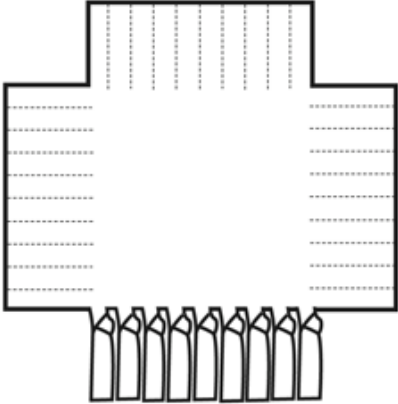
No Sew Blanket Project

Materials:

Polar fleece: Two 1 yard pieces...these need to be matched in length/width

Scissors: (we have at school)

Rulers: (we have at school)

<p>STEP 1</p>  <p>Trim off selvage edges and square uneven edges if needed.</p>	<p>STEP 2</p>  <p>Cut a 4" square from each corner of the fleece using the 4" x 4" pattern enclosed.</p>
<p>STEP 3</p>  <p>Cut 1" strips around entire blanket using the 1" x 4" pattern to create fringe.</p>	<p>STEP 4</p>  <p>Tie a knot at the top of each strip to finish fringed edge.</p>

The MinecraftEDU neighborhood as of 11/30/18

