

Brantley Classroom News

Cumberland Elementary
<http://www.wl.k12.in.us/cumberland/>



Third Grade News / Curriculum

11/19 & 11/20 Newsletter

Reading: Reader, Scholastic News, National Geographic
Focus Skills: DLR: Sentence structure, spelling, syllabication, adjectives, base words, abbreviations, combining sentences context clues and correcting sentences.
Spelling Unit: No List this week...only 2 days
Wordly Wise: Nothing new...only 2 days

Math: Chp #5 - Topic #6 Multiplication

- Mon. Review / Quiz
- Tues.. Review / Quiz

Science / Social Studies:

- **Google Classroom: Assignments!!**
 - Readworks
 - Edpuzzle

Social Studies/History:

- Daily Geography

Upcoming Events:

NOVEMBER 2018

- **Mon. 12th** - Purdue Convocation field trip
- **21st-23rd** Thanksgiving Holiday No school

<http://mrbrantley.weebly.com/news-blog>

Hello Parents,

Two days this next week...it'll be an interesting but crazy two days. PLEASE let me know if your student will be leaving early for the holiday break!!

I cannot say that we will have a heavy load of new work...but we will be wrapping up a few old things. We will finally finish up multiplication and move onto division. This means reviewing and getting quiz done before Thanksgiving. Not a great task, but something to do. We will also be working to bring things in the MinecraftEDU home project closer to finish. I'm not rushing anyone, but trying to move things along. Lots of great building...a little cleaning up and finish work...then a bunch of decorating. The end goal is realism. I look forward to the walkthroughs and finished slideshows. Some houses are already looking amazing.

I look forward to the weeks following Thanksgiving. We have new projects to start and great things ahead. One project I want to explain is the yearly no-sew blanket project. This was something 3rd grade began several years ago and we worked with the Salvation Army. Last year we donated our blankets to Transitional Housing and this was a huge hit. They were very well received and the students had some much fun making them. See the second & third pages of this newsletter for directions and what we need to do this project.

We are once again getting close to halfway through the grading period. Book projects are trickling in...but there are still a bunch that need to come in completed. Keep reading and working on those book projects!!

Keep pushing the book projects!! <https://mrbrantley.weebly.com/book-projects.html>

Have a great weekend!!

Assignments page: <https://sites.google.com/wl.k12.in.us/assignmentsrm35/home>

BOOK PROJECTS:


5 projects due EACH grading period. That means 5 due by Dec. 20th. <http://mrbrantley.weebly.com/book-projects.html>

brantleyd@wl.k12.in.us

<http://mrbrantley.weebly.com/>

Mr. Brantley

(765) 464-3212



Dear Parents,

I have a special event planned for our class as we approach the winter holiday break! In years past I have done this prior to winter break and this has been our class gift to the Salvation Army. This year we were tied up with too many projects and this fell by the wayside. So, now for the new year we will pick this project up with a new goal. We will be making no sew blankets for Lafayette Transitional Housing.

In order to create the blankets, we need your help. **I am asking each child to bring in two yards of fleece fabric.** *The blankets look especially nice if one yard of the fleece is a print, and the other is a corresponding solid color.* Fleece is readily available at Hobby Lobby, JoAnn Fabrics, Michaels and Wal-Mart. I will be looking for volunteers to help us create the blankets in a few weeks, so please let me know if you are interested.

Please send the fabric to school by Friday November 30th. Feel free to send it in sooner if you would like. I have space to store it.

I have done this project with my class for several years. Many of their families have difficulty providing even the basics for their children, so getting a warm baby blanket can be a tremendous help and a real blessing for them!

Thank you for your help with this special project!

Mr. Brantley


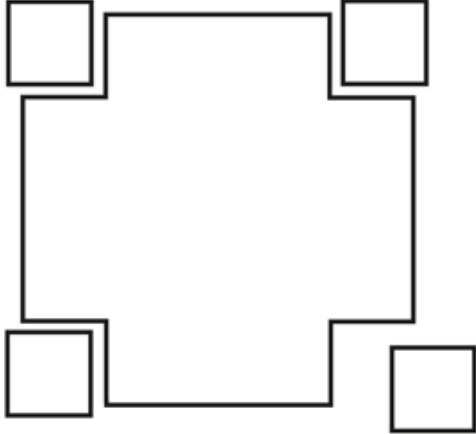
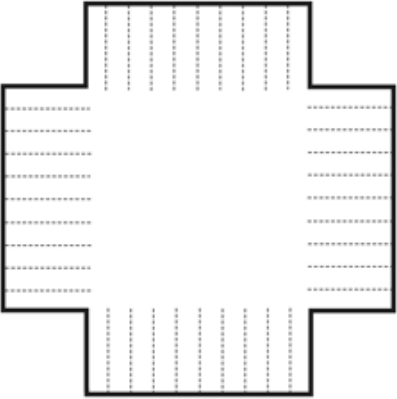
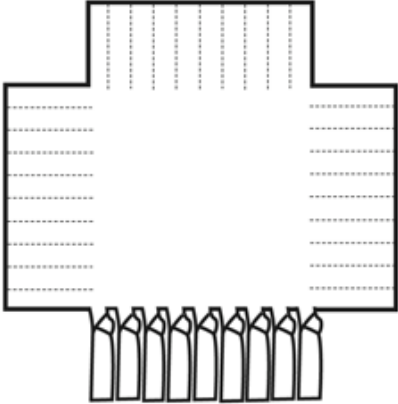
No Sew Blanket Project

Materials:

Polar fleece: Two 1 yard pieces...these need to be matched in length/width

Scissors: (we have at school)

Rulers: (we have at school)

<p>STEP 1</p>  <p>Trim off selvage edges and square uneven edges if needed.</p>	<p>STEP 2</p>  <p>Cut a 4" square from each corner of the fleece using the 4" x 4" pattern enclosed.</p>
<p>STEP 3</p>  <p>Cut 1" strips around entire blanket using the 1" x 4" pattern to create fringe.</p>	<p>STEP 4</p>  <p>Tie a knot at the top of each strip to finish fringed edge.</p>